

Features & Benefits

- 💧 Excellent temperature resistance
- 💧 Excellent chemical resistance
- 💧 WRAS listed for contact with wholesome (potable) water

Description

Permabond® A025 is an anaerobic adhesive formulated to provide permanent locking and sealing of metal parts such as bearings, gears, studs and other threaded components. It has been designed for applications where joints have to withstand temperatures up to 200°C or where the maximum degree of chemical resistance is required. These features allow machining tolerances to be relaxed and mechanical locking devices to be eliminated, with consequent cost savings.

Physical Properties of Uncured Adhesive

Chemical composition	Acrylic
Appearance	Orange
Viscosity @ 25°C	750 mPa.s (cP)
Specific Gravity	1.1
UV fluorescence	Yes

Typical Curing Properties

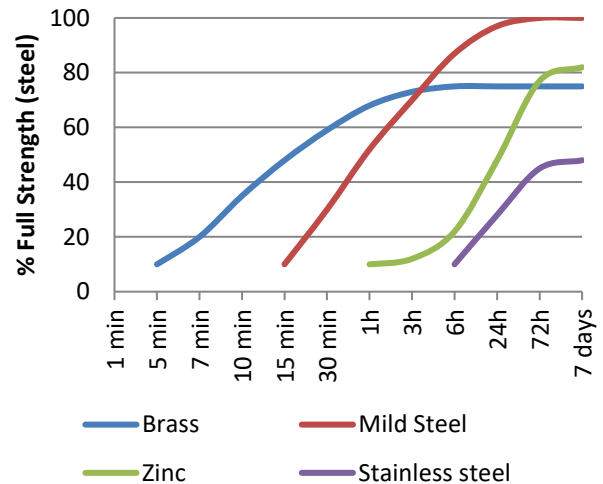
Maximum gap fill	0.2 mm 0.008 in
Maximum thread size	M20 ¾"
Time taken to reach handling strength (M10 steel) @23°C	15-30 minutes*
Time taken to reach working strength (M10 steel) @23°C	2 hours
Full strength (M10 steel) @23°C	24 hours

*Handling time at 23°C / 73°F. Copper and its alloys will make the adhesive cure more quickly, while oxidised or passivated surfaces (like stainless steel) will reduce cure speed. To reduce curing time, use Permabond activator A905 or ASC10. Alternatively, increasing the curing temperature will reduce curing time.

The information given and the recommendations made herein are based on our research and are believed to be accurate but no guarantee of their accuracy is made. In every case we urge and recommend that purchasers before using any product in full-scale production make their own tests to determine to their own satisfaction whether the product is of acceptable quality and is suitable for their particular purpose under their own operating conditions. THE PRODUCTS DISCLOSED HEREIN ARE SOLD WITHOUT ANY WARRANTY AS TO MERCHANTABILITY OR FITNESS FOR A PARTICULAR PURPOSE OR ANY OTHER WARRANTY, EXPRESS OR IMPLIED.

No representative of ours has any authority to waive or change the foregoing provisions but, subject to such provisions, our engineers are available to assist purchasers in adapting our products to their needs and to the circumstances prevailing in their business. Nothing contained herein shall be construed to imply the non-existence of any relevant patents or to constitute a permission, inducement or recommendation to practice any invention covered by any patent, without authority from the owner of this patent. We also expect purchasers to use our products in accordance with the guiding principles of the Chemical Manufacturers Association's Responsible Care® program.

Strength Development

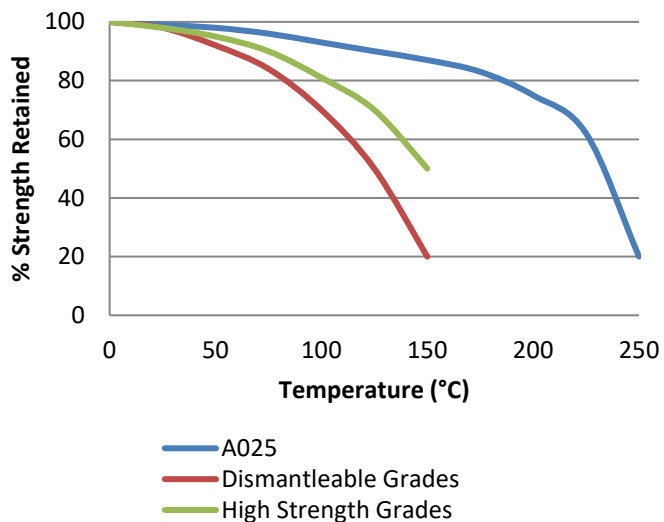


*Cure times are typical at 23°C. Copper and its alloys will follow the faster cure while oxidised or passivated surfaces like stainless steel will tend towards the slower curve. Lower temperatures or large gaps will tend to extend the cure time. To reduce the cure time the use of Permabond A905, ASC10, or heat can be considered.

Typical Performance of Cured Adhesive

Torque strength (M10 steel ISO10964)	Break 13 N·m 115 in.lb Prevail 23 N·m 200 in.lb
Shear strength (steel collar & pin ISO10123)	8 MPa 1200 psi
Coefficient of thermal expansion	90 x 10 ⁻⁶ mm/mm/°C
Dielectric strength	11 kV/mm
Thermal conductivity	0.19 W/(m.K)

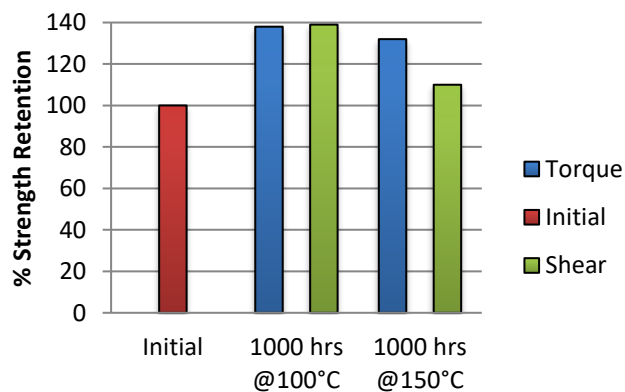
Hot Strength



"Hot strength" Breakaway strength on M10 Zinc plated bolts according to ISO 10964. Cured at 23°C for 24 hours then conditioned for 30 minutes at testing temperature.

A025 can withstand higher temperatures for brief periods (such as for paint baking and wave soldering processes) providing the joint is not unduly stressed. The minimum temperature the cured adhesive can be exposed to is -55°C (-65°F) depending on the materials being bonded.

Environmental Resistance



This product is not recommended for use in contact with oxygen, oxygen rich systems and other strong oxidizing materials. This product may adversely affect some thermoplastics and users must check compatibility of the product with such substrates before using.

The information given and the recommendations made herein are based on our research and are believed to be accurate but no guarantee of their accuracy is made. In every case we urge and recommend that purchasers before using any product in full-scale production make their own tests to determine to their own satisfaction whether the product is of acceptable quality and is suitable for their particular purpose under their own operating conditions. **THE PRODUCTS DISCLOSED HEREIN ARE SOLD WITHOUT ANY WARRANTY AS TO MERCHANTABILITY OR FITNESS FOR A PARTICULAR PURPOSE OR ANY OTHER WARRANTY, EXPRESS OR IMPLIED.**

No representative of ours has any authority to waive or change the foregoing provisions but, subject to such provisions, our engineers are available to assist purchasers in adapting our products to their needs and to the circumstances prevailing in their business. Nothing contained herein shall be construed to imply the non-existence of any relevant patents or to constitute a permission, inducement or recommendation to practice any invention covered by any patent, without authority from the owner of this patent. We also expect purchasers to use our products in accordance with the guiding principles of the Chemical Manufacturers Association's Responsible Care® program.

Permabond A025

Global TDS Revision 2

13 October 2016

Page 2/2

FOR PROFESSIONAL OR INDUSTRIAL USE ONLY. KEEP OUT OF REACH OF CHILDREN

Surface Preparation

Though the anaerobic adhesives will tolerate a slight degree of surface contamination, best results are obtained on clean, dry and grease free surfaces. The use of a suitable solvent-based cleaner (such as acetone or isopropanol) is recommended.

In general, roughened surfaces (~25µm) give higher bond strengths than polished or ground surfaces.

To reduce the curing time, especially on inactive surfaces (such as zinc, aluminium and stainless steel), the use of Permabond A905 or ASC10 can be considered.

Directions for Use

- 1) Apply a circumferential bead; preferentially to the female component. Assemble with a twisting action.
- 2) For larger components use thixotropic products to prevent run off.
- 3) Take care to ensure adhesive does not enter ball races or other mechanisms.

Video Link

Retaining compound directions for use:

<https://youtu.be/MUODE5ZfrZ8>



Storage & Handling

Storage Temperature	5 to 25°C (41 to 77°F)
Users are reminded that all materials, whether innocuous or not, should be handled in accordance with the principles of good industrial hygiene. Full information can be obtained from the Safety Data Sheet.	

This Technical Datasheet (TDS) offers guideline information and does not constitute a specification.

www.permabond.com

• UK: 0800 975 9800

• General Enquiries: +44 (0)1962 711661

• US: 732-868-1372

• Asia: + 86 21 5773 4913

info.europe@permabond.com

info.americas@permabond.com

info.asia@permabond.com